



# Whole blood processing kit

## Technical data sheet






*Cytodelics AB, Stockholm, Sweden*

# Whole blood processing kit

## Technical data sheet

### 1. Store kit components properly after arrival

Storage	Kit component
 5 – 8 °C	Stabiliser Fix-Concentrate
 +20°C	Fix-Diluent LYSIS buffer (4× concentrated) WASH buffer (5× concentrated) CRYO#20
	All kit components are stable for 2 years if stored properly

### 2. Reconstitute LYSIS and WASH buffer concentrates with diH<sub>2</sub>O

LYSIS and WASH buffer reconstitution				
Buffer	Supplemented as	Concentrate : diH <sub>2</sub> O volume ratio	Example (1 liter preparation)	
			Concentrate volume	diH <sub>2</sub> O volume
LYSIS	4× concentrate	1:3	250 ml	750 ml
WASH	5× concentrate	1:4	200 ml	800 ml







### 3. Prepare Fix buffer **prior to use** by mixing Fix-Concentrate and Fix-Diluent in ratio 1:1

### 4. Follow recommended scaling ratios:

Scaling up ratios		
Blood	1 : 1	Cytodelics Stabiliser
Blood	1 : 10	Fixation buffer
Blood	1 : 40	LYSIS buffer
Blood	1 : 40	WASH buffer
Blood	1 : 0.5 - 1	CRYO#20

Examples of recommended processing conditions					
Blood sample volume	Fix buffer volume	LYSIS buffer volume	WASH buffer volume	Recommended processing tube size	CRYO#20 volume
100 µl	1.0 ml	4.0 ml	4.0 ml	10 – 15 ml	100 µl
250 µl	2.5 ml	10 ml	10 ml	15 ml	100 µl
500 µl	5.0 ml	20.0 ml	20.0 ml	50 ml	250 µl
1.0 ml	10.0 ml	39.0 ml	40.0 ml	50 ml	500 µl

### 5. Guide on decision of RBCs lysis step duration:

Time after addition of LYSIS buffer						
	0 min	5-6 min	10 min	15 min	20 min	35 min
	No	No	No	OK	OK	OK
<i>Conditions: Fresh whole blood fixed for 15 min at RT followed by addition of LYSIS buffer</i>						